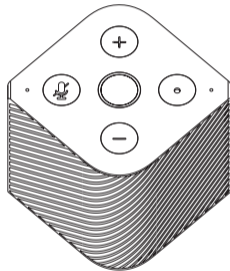



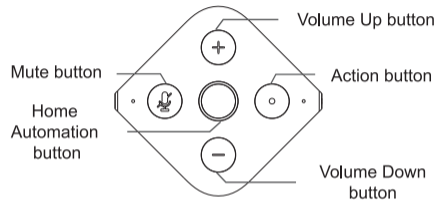
Third Reality Smart Speaker



We make Smart Home a Reality!

©2020 Third Reality Inc. All rights reserved.

Product Configuration



Main Speaker Button Functions

Button	Functions
Volume Up button	Increase the volume
Volume Down button	Decrease the volume
Mute button	Enable/disable mics
Action button	Manually wake Alexa
Home Automation button	Toggle devices or a group defined by user

Instruction

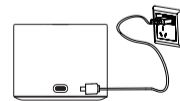
1. Download the Third Reality App

Visit the Apple App Store or Google Play Store to download the Third Reality App. The app will guide you through some quick steps to sign up or login.




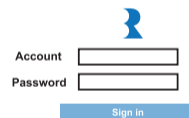
2. Set up your Smart Speaker

Once the Smart Speaker is powered on, the Home Automation button's light will turn white. Open the app, in the Device interface choose "+", select Type as "Smart Speaker", and follow the pairing instructions.



3. Enable Amazon Alexa control

After you have paired the smart speaker, continue to click "Voice settings". Under "Alexa", follow the app instruction to complete "Authorize now" and "Enable skill". You will need input your Amazon and Third Reality account to complete the setting.



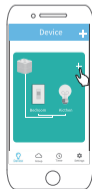
Enable AiSpeech control

After Amazon Alexa authorization, enable Aispeech control to access Mandarin language. Under "Aispeech" of "Voice settings", follow the app instruction to complete "Authorize now" and "Enable skill."

*Experimental

4. Pair smart devices

You may add devices in a similar manner. In the Device interface choose "+" under a speaker, then select device type based on the device you are installing (i.e. "Switch" or "Light"), and follow the app instructions.



Getting started with Smart Speaker

Smart Home

Alexa, turn on light one.
Alexa, turn off kitchen light.

...

Talk with your Smart Speaker to control corresponding devices.

Fun & Music

Alexa, play a song.
Alexa, tell me a joke.

...

Try to play music without lifting a finger and play games through your voice.

News & Information

Alexa, what's the weather?
Alexa, what's the time?

...

Ask Smart Speaker for weather reports, daily news, personal schedule, and more.

English & Mandarin

Alexa, turn on TV.
树实科技, 播放新闻。

...

Communicate in multiple languages at once; Talk to the speaker in English and Mandarin.

*Experimental

Troubleshooting

Factory Reset

If your Smart Speaker fails to operate correctly, you can perform a factory reset:

1. Press and hold Home Automation button for 20 seconds to reset the system.
2. When the Home Automation button's light turns yellow, release the hold.
3. Wait for a few seconds, you can see the light change from yellow to blue, then white.
4. Pair Smart Speaker again in the app.

Wi-Fi Reset

If you want to change the operating Wi-Fi:

1. Open the Third Reality App. Under Reality Smart speaker details, click Wi-Fi "change".
2. Press and hold Action button for 15 seconds.
3. When the Home Automation button's light turns yellow, release the hold.
4. Follow the App instruction to complete the Wi-Fi reset.

Attention

- Any changes or modifications not expressly approved by the party responsible for compliance could void the user's authority to operate the equipment.
- This device complies with part 15 of the FCC Rules. Operation is subject to the following two conditions: (1) This device may not cause harmful interference, and (2) this device must accept any interference received, including interference that may cause undesired operation.

Limited Warranty

For more details about the limited warranty, please visit: www.3reality.com/warranty

Contact us at support@3reality.com or visit us at www.3reality.com

Want to speak to a human? Reach us at
[800-817-6870](tel:800-817-6870) (6AM-10AM EST)
[800-341-9616](tel:800-341-9616) (6PM-2AM EST)